

Barrington Area Drug Prevention Coalition Community Assessment Report September 2009

Who We Are

The Barrington Area Drug Prevention Coalition (BADPC) is comprised of concerned citizens dedicated to preventing and reducing youth use and abuse of alcohol and other drugs and the related negative consequences. We are business leaders, parents, law enforcement officials, health care providers, educators, and others who care about the health and vitality of the Barrington Area communities.

Who We Serve

The Barrington Area Drug Prevention Coalition serves the greater Barrington Area and communities that comprise Community Unit School District 220. This area encompasses part or all of the following municipalities: Barrington, Barrington Hills, Carpentersville, Deer Park, Kildeer, Lake Barrington, North Barrington, South Barrington, and Tower Lakes, as well as Barrington and Cuba Townships.

Our Mission

To reverse use of youth alcohol and other drug abuse in our community through education, prevention and intervention strategies and encouraging healthy alternatives.

Our History

2004	Established through the Barrington Area Council of Governments (BACOG)
2005	Wrote bylaws and elected first board and officers
April 2006	Town hall meeting on underage drinking
April 2006	Adopted bylaws
Spring 2006	Parent assessment
June 2006	Elected inaugural board of directors
October 2007	<i>Get Healthy Barrington!</i> Event
April 2008	Town hall meeting on underage drinking in collaboration with the Rotary Clubs of Barrington
October 2008	Red Ribbon Week events
2008-2009	Community assessment conducted
May 2009	Parental underage drinking awareness campaign
May 2009	Name changed to Barrington Area Drug Prevention Coalition

How You Can Help

Volunteer and become a member of the Barrington Area Drug Prevention Coalition (BADPC). Anyone working or living in any of the Barrington Area communities is invited to participate!

Learn More: Contact: Leslie Luther-Jeschke, President
Web: www.badpc.org
Email: barringtonareadpc@gmail.com

September 2009

Dear Community Member:

The information in this report is important for the Barrington area communities. Everyone in a community feels the impact of substance abuse in some way. Some people may notice increased healthcare or law enforcement costs. Still, others see poor school performance, family problems, or senseless tragedies.

This is the first assessment report that has been compiled by the Barrington Area Drug Prevention Coalition. It was conducted throughout the 2008-2009 school year with the assistance of all members of the coalition. It is meant to be a snapshot of the community.

A large task was to conduct an environmental scan, aided by high school youth that comprise the Youth Advisory Committee (YAC) of the coalition. An environmental scan helps to take a closer look at specific elements within the broader scope of a geographic area. The scan conducted by the YAC concentrated on the alcohol advertising in local liquor license holders such as restaurants, bars, and retail outlets. Other tasks included gathering census data, crime records, and conducting focus groups consisting of local parents.

In the following pages you will notice a few things:

- Information was collected from a variety of sources in order to get the most complete picture possible.
- Most youth are making the healthy choice to be alcohol free.
- There are many directions that the BADPC could go to address the issue of underage drinking.

We encourage you to look at this report and think about what it means for the health, safety, and future of our Barrington area youth. Please share items that are important to you with your colleagues, loved ones, and neighbors. If you have any comments about this report or would like to get involved with the coalition, please visit our website, www.badpc.org or email the group at barringtonareadpc@gmail.com.

On behalf of the BADPC members, I would like to thank you for reading this report.

Sincerely,

Leslie Luther-Jeschke
President

Demographics and Community Profile

The BADPC area serves residents from the following geographic groups:

BACOG (Barrington Area Council of Governments) members: Barrington, Barrington Hills, Deer Park, Lake Barrington, North Barrington, South Barrington, Tower Lakes and unincorporated Barrington and Cuba Townships

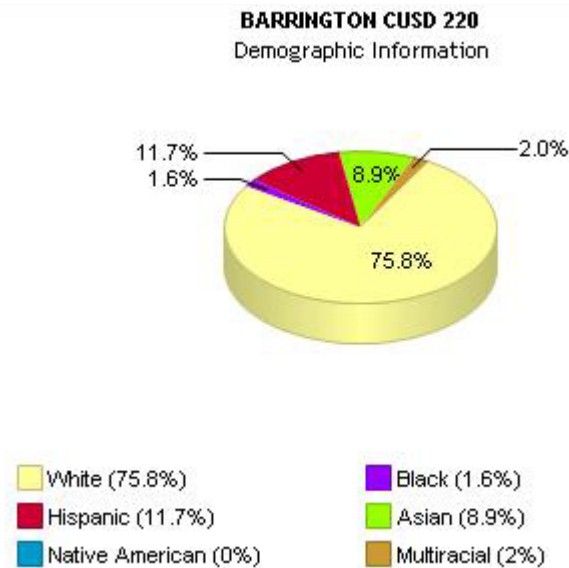
BADPC also represents the Village of Kildeer and Community Unit School District 220 in their entirety. That includes Barrington, Lake Barrington, Tower Lakes; and portions of Barrington Hills, Carpentersville, Deer Park, Fox River Grove, Port Barrington, Hoffman Estates, Inverness, North Barrington, and South Barrington. They are located in four counties: Cook, Lake, McHenry, and Kane.

Census 2000 data for the population BADPC serves (these numbers include the BACOG area and people also within the boundaries of the CUSD 220):

	Number of People	Percentage of Population
5-17 yr. olds	9423	21.72%
18-21 yr. olds	1279	2.95%
5-21 yr. olds	10702	24.67%
White	40801	94.06%
Asian	1555	3.58%
Multi Racial	373	0.86%
Other	344	0.79%
Black	253	0.58%
Hispanic	116	0.27%
American Eskimo	36	0.08%
Hawaiian	17	0.04%
Female	22054	50.84%
Male	21325	49.16%
Total Population	43379	

Illinois School Report Card Data for CUSD 220 School Year 2008-2009

- District enrollment for 2008 was 9,095 students attending 11 schools.
- Twelve percent of students met the criteria for low-income in 2008.



Barrington High School Youth Survey Data February 2008

A survey of all students in all grades at Barrington High School was conducted in February 2008 using the Illinois Youth Survey. There were 2,521 valid surveys and 160 invalid surveys. Data from that survey is included in this section.

The Illinois Department of Human Services pays for a sample size of students in 6th, 8th, 10th and 12th grades to take the Illinois Youth Survey for schools who would like to participate. Comparison data is from 13 Lake County high schools which represents 4,506 tenth graders and 3,611 twelfth graders.

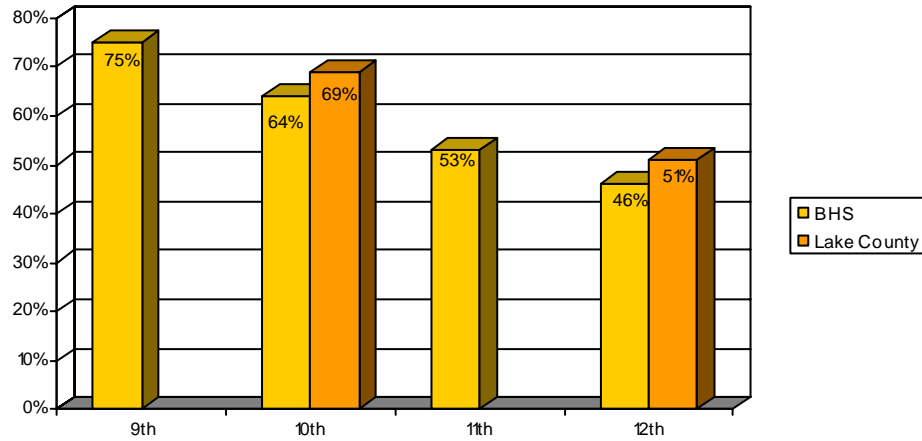
A few of the highlights include:

- 60 percent of Barrington High School students report they had not consumed alcohol in the previous 30 days of taking the survey, while their perception is that only 1 percent had not.
- 31 percent of Barrington High School students report that it is “very hard or sort of hard” to obtain alcohol. The other 69 percent report that it is “very easy or sort of easy.”
- The three most popular sources for obtaining alcohol are: a friend gave it to them, a party, or taking it from home without parental knowledge.

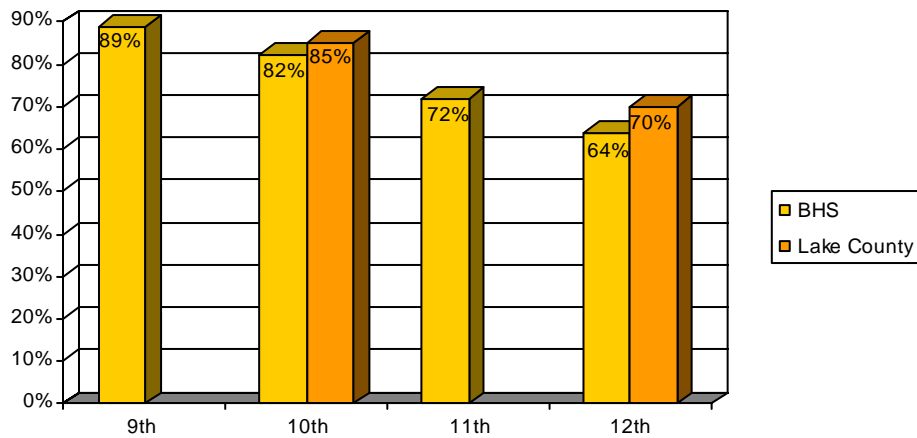
Barrington High School Youth Survey Data

Source: Barrington High School (N=2518) and Lake County High School (N=8117; 10th and 12th grades) 2008 Illinois Youth Survey

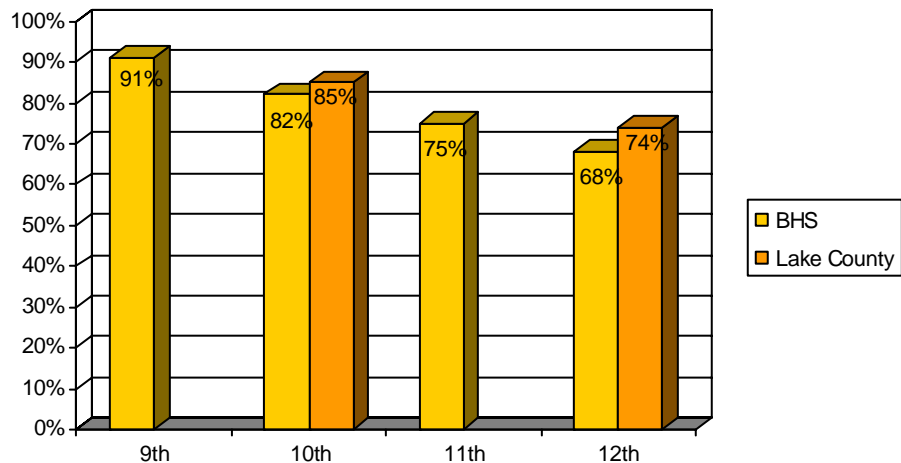
Students reporting being alcohol free in the past month
 *9th and 11th grade data unavailable for Lake County



Students reporting not binge drinking in the past two weeks
 *9th and 11th grade data unavailable for Lake County



Students reporting being marijuana free in the past month by grade
 *9th and 11th grade data unavailable for Lake County



Environmental Scan Summary

Barrington Area Communities

Conducted from October 2008 to April 2009

An environmental scan is a useful assessment method that community coalitions can employ to gather visible information on the local conditions surrounding alcohol. Over the course of eight months, adults and youth teamed up to gather the following data from the area. A coalition can find it valuable to physically access the landscape in order to help inform the strategic plan of the group.

Retail Establishments

Six small markets, chain stores, and convenience stores were surveyed.

Advertisements in Store

Only one establishment visited had any signage informing customers that there is a minimum age to purchase alcohol products, or that they don't sell to minors. This includes any "We Card" campaign signage.

Half the establishments visited did have alcohol use or abuse prevention ads or signs.

Only one establishment visited displayed alcohol advertising at the level of three+ feet from the floor or below. Posting advertisements at children's eye level is a concern.

Alcohol Availability

None of the establishments visited had alcohol in a location that was only accessible with the help of a store clerk. Beer, wine, and other alcohol products were found to be on shelves, displays at the front of the store, and in a refrigerated area.

Two stores did have the alcohol products where they could be easily seen by the clerk on duty. However, the majority did not have them in a location that would be easily seen by the clerk.

In almost all locations, alcohol was available cold and ready to consume.

Pouring/On-site Outlets

Twenty restaurants, bars and taverns were surveyed.

Advertisements in Establishment

The number of establishments that displayed “We ID” signage was five. The number of establishments that had signs stating that you must be twenty-one to purchase alcohol was seven. There were five places that had an “age calendar” available for the server; one was out of date.

The number of places with alcohol advertising inside was eight. However, some of those eight were extreme. For example, four of the seven had more than fifteen advertisements, with two having more than twenty.

The number of places with alcohol advertising visible to the outside was five. The average number was seven advertisements, ranging from three to fourteen advertisements.

Alcohol Availability

It was found that brands varied widely from beer to wine to liquor and alcopops (fruity, sweet alcoholic beverages such as Mike’s Hard Lemonade or Smirnoff Ice). Not all were available at every location.

One restaurant offered beverages “on ice”, and none offered a self serve. The vast majority of the establishments scanned did have table and/or bar service.

Seven establishments were found to have promotional table displays with wide range of products advertised including wine, beer, alcopops, and liquor.

Menus, Happy Hours, and Promotions

Menus at seven locations featured ads or specials for alcohol. Five were at chain restaurants and two were at non-chain establishments. Three of the menus viewed pair the alcoholic drinks with meal choices.

Only one establishment advertised “Happy Hour” specials.

Six establishments offered price promotions for specific products. There was one for wine, one for an alcopop, and several for liquor and the majority for beer products.

Parent Focus Groups **Conducted March 2009**

In Spring 2009, 150 invitations were sent to randomly selected parents of Prairie and Station Middle Schools and Barrington High School students. Due to the low response rate, members of the coalition recruited parents they had relationships with. Three focus groups with an average of six participants and a fifty/fifty split of high school and middle school parents were facilitated by staff from the Lake County Health Department. Questions centered on underage drinking and were gathered from parent survey tools and focus groups that coalitions across the country have utilized. (See Appendix B for the complete list of questions.)

Highlights:

- Parents are unclear of existing ordinances/laws.
- Parents were unsure of reporting a party, or a neighbor, to the police due to being socially ostracized as a result.
 - They could not identify any benefits to reporting underage drinking related school code violations or crimes.
 - They feared their own children would have social consequences as a result of their actions.
- When asked if they would support adoption of new or strengthening of existing laws/ordinances related to underage drinking, the responses were mixed. Some were not convinced that would be a deterrent for anyone, others supported increased efforts, and others were wondering what the laws were.
- All parents had household rules about underage drinking, but they varied greatly.
 - Some parents had pressure from other parents to let the students drink and the perspective that it was not a bad thing as long as the youth were not leaving the party; others felt strongly that it was an unacceptable and illegal behavior.
- Parents reported talking to their children and teens regularly about not driving under the influence, or riding with someone who is. They also reported having a plan with their teens in case the teens get into a difficult situation.
- Nearly all parents knew of another family that would be willing to provide alcohol for underage drinkers, with the perception that it is safer for them to drink at home under supervision.
- Parents felt that youth obtained alcohol from a variety of sources such as: parents, theft from homes, older siblings or friends, and with fake identification.
- Parents gave examples on ways they could take a leadership role around underage drinking prevention. In this conversation it was noted that networking with other parents could be beneficial, also education on the topic and how to speak with teens about it.

Other Comments:

- There was a general consensus that various municipalities in the Barrington area enforced the laws and ordinances differently.
- Parents would like to see more collaborative efforts among counties and community police departments.

Local Ordinance Data **Collected Spring 2008**

A community coalition can inform their strategic plan by taking an inventory of what laws and ordinances are at work in their community. (See Appendix A for complete table of municipalities and ordinances.) Each Barrington Area community was asked the following set of questions regarding their alcohol ordinances on the local level.

In your municipality, do you have...?

- Excise taxes (local)
- Limits on hours or days of sale
- Restrictions of density, location, or types of outlets
- Dram shop liability (liability of establishments arising out of the sale of alcohol to visibly intoxicated persons or minors who subsequently cause death or injury to third-parties as a result of alcohol-related car crashes and other accidents)
- Social host liability [ordinance that holds individuals (social hosts) criminally responsible for underage drinking events on property they own, lease, or otherwise control.]
- Mandatory warning signs or labels
- Restrictions on consumption in public places, i.e. parks, beaches, etc.
- Minimum bar entry age
- Keg registration/tagging ordinance
- Compulsory compliance checks for minimum purchase age
- Administrative penalties for compliance check violations
- Establishment of minimum age for sellers
- Mandatory server/seller training

For complete results from the ordinance survey per municipality see Appendix A.

Notes about the results:

Based on best practices for community coalitions and what has been shown to be effective at reducing underage drinking in other communities, we have chosen to focus on the following data points.

- Two of the eight municipalities surveyed have an ordinance related to social host liability. Meaning, the host of the party can be cited for providing the venue by police regardless of whether they provided the alcohol.
- Three of the seven municipalities surveyed have compulsory compliance checks. Meaning, underage persons attempt to make an alcohol purchase under supervision from police officials. The establishment is then either cited for selling to the minor, or lauded for upholding the law.
- Three of the seven communities had mandatory server and seller training for all liquor licensees.

**Tower Lakes is included in the social host liability data, as that could occur in a residential setting. They are not included in results that include business related ordinances, as they are a residential community with no business sector.

Crime Data

Time Period: 2008

Data has been collected from the Village of Barrington, Barrington Hills, Lake Barrington, South Barrington, Tower Lakes and unincorporated Barrington.

Highlights of drug and alcohol related crimes in Barrington:

Under 18 Alcohol use	180
Under 18 Marijuana use	23
Under 18 Possession controlled substance	0
Under 18 Possession methadone	0
Hosting underage party:	16

Birthdates of people ticketed for hosting an underage drinking party:

1993	1;	1963	1;	1992	1;
1962	1;	1991	4;	1958	1;
1990	2;	1955	1;	1988	2;
N/A	1;	1968	1		

Highlights of drug and alcohol related crimes in Barrington Hills:

Under 18 Alcohol use	3
Under 18 Marijuana use	1
Under 18 Possession controlled substance	0
Under 18 Possession methadone	0

Highlights of drug and alcohol related crimes in Lake Barrington:

Under 18 Alcohol use	2
Under 18 Marijuana use	1
Under 18 Possession Controlled Substance	0
Under 18 Possession Methadone	0

Highlights of drug and alcohol related crimes in South Barrington:

Under 18 Alcohol use:	7
Under 18 Possession of Marijuana:	5
Under 18 Possession of a Controlled Substance:	1
Under 18 Possession Methadone	0

Highlights of drug and alcohol related crimes in Tower Lakes:

Under 18 Alcohol use	0
Under 18 Marijuana use	0
Under 18 Possession Controlled Substance	0
Under 18 Possession Methadone	0

Highlights of drug and alcohol related crimes in unincorporated Barrington (Lake County):

Under 18 Alcohol use	2
Under 18 Marijuana use	0
Under 18 Possession Controlled Substance	0
Under 18 Possession Methadone	0

Emergency Room Data

Time Period: 2007 and 2008

Advocate Good Shepherd Hospital emergency room staff provided general statistics about visits related to youth alcohol and drug use/abuse for 2007 and 2008. There were a total of 110 diagnoses of substance use or abuse, with the majority being alcohol related.

Highlights include:

- 70 diagnoses of alcohol abuse in conjunction with another unidentified substance in their system; 47 cases in 2007 and 23 in 2008
- A total of 8 diagnoses of opiate abuse and 8 of cannabis abuse were reported for both years

Community Resources

The Barrington Area is also full of resources, such as the following for local substance abuse treatment services. Community resources play an essential role in a healthy community.

Alexian Brothers Behavioral Health Hospital

800-432-5005
Hoffman Estates, IL

Barrington Youth and Family Services

847-381-0345
Barrington, IL

Family Services of the Barrington Area

847-381-4981
Barrington, IL

Lake County Health Department/Community Health Center

847-377-8000
Waukegan, IL

OMNI Youth Services

847-353-1500
Vernon Hills, Lake Zurich, and Mundelein

Appendix A

Community	1. Local Excise Tax	2. Limit on hours or days of sale	3. Restrictions of density, location or types of outlets	4. Dram shop liability	5. Social host liability	6. Mandatory warning signs, labels, etc.	7. Restrictions on consumption in public places	8. Min. bar entry age	9. Keg registration	10 Compulsory compliance checks	11. Admin. penalties for comp. check violations	12. Minimum age for sellers	13. Mandatory seller/server training	
Barrington		X	X	X	X	X	X	X		X	X	X	X	
Barrington Hills		X	X			X					X			
Deer Park		X	X	X								X	X	
Kildeer		X		X	X	X	X			X	X	X	X	
Lake Barrington		X	X	X				X				X		
North Barrington		X	X				X	X			X	X		
South Barrington	X	X	X	X		X		X		X	X	X		
Tower Lakes							X							Residential community, no business sector

Appendix B

BADPC Parent Focus Group Questions

1. What is the best way to communicate with parents?
 - a. How often?
2. Under what conditions is it alright for youth to consume alcohol?
3. Does your family have clear rules about underage drinking?
 - a. How are they communicated?
 - b. How are they enforced?
4. How often do you talk with your child(ren) about...
 - a. Riding w/someone under the influence
 - b. Driving under the influence
 - c. Parties w/alcohol
 - d. Having a plan to get out of difficult situations
5. At what age do people in your communities think it is ok to drink alcohol?
 - a. Your family?
6. What are some attitudes in your communities about drinking alcohol?
 - a. What are the messages you think families give youth?
7. From your perspective, how do youth the under the age of 21 obtain alcohol in your communities?
8. If a youth were to drink, what might happen to them in your communities?
9. What are the consequences for youth if they use alcohol – what happens physically, socially, etc.?
10. To what degree do citizens report underage drinking parties and related offenses?
11. Would you support stronger enforcement of existing laws/ordinances related to underage drinking?
 - a. School policies?
12. Would you support adoption of new or strengthening of existing laws/ordinances related to underage drinking?
13. How can parents/caregivers take a leadership role around underage drinking?
14. Are you aware of parents/adults who knowingly provide youth a place to drink?
 - a. How often do you think this happens?